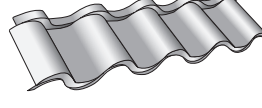
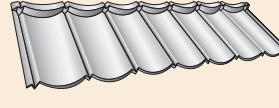


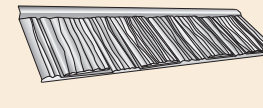





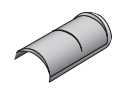
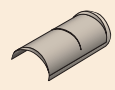

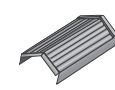
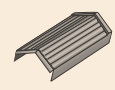





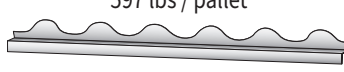
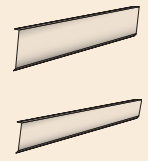







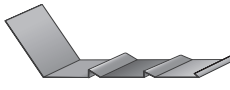
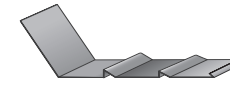

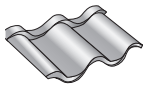



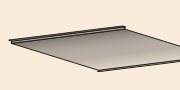


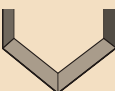



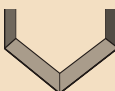





DESCRIPTION	STONE COATED	DECRA VILLA TILE (Direct to Deck) Hidden Fasteners		DECRA TILE (Batterns Only)		DECRA SHINGLE XD <sup>®</sup> (Direct to Deck) Hidden Fasteners		DECRA SHAKE XD <sup>®</sup> (Direct to Deck) Hidden Fasteners		DECRA SHAKE (Batterns Only)	
		DECRA PANEL	✓	Panel Size: 17" x 44-1/4" Exposure: 14-1/2" x 39-1/2" 25.2 panels / square 6.01 lbs / panel 350 panels / 2,104 lbs / pallet <b>Minimum Pitch: 3:12</b> 	Panel Size: 16-1/2" x 52" Exposure: 14-1/2" x 50" 20 panels / square 6.06 lbs / panel 350 panels / 2,121 lbs / pallet <b>Minimum Pitch: 3:12</b> 	Panel Size: 14-1/8" x 52-3/8" Exposure: 12-1/4" x 49-1/2" 23.8 panels / square 5.73 lbs / panel 280 panels / 1,719 lbs / pallet <b>Minimum Pitch: 4:12</b> 	Panel Size: 14-1/8" x 52-1/8" Exposure: 12-3/8" x 49-7/8" 23.4 panels / square 5.86 lbs / panel 280 panels / 1,719 lbs / pallet <b>Minimum Pitch: 3:12</b> 	Panel Size: 14-5/8" x 53" Exposure: 12-5/8" x 51" 22.4 panels / square 5.55 lbs / panel 300 panels / 1,665 lbs / pallet <b>Minimum Pitch: 3:12</b> 			
PANEL VENT 1 PANEL VENT / BOX	✓	Panel Size: 17" x 44-1/4" - 13.80 lbs Exposure: 14-1/2" x 39-1/2" Net Free Area: 96 sq. in. 	Panel Size: 16-1/2" x 52" - 12.35 lbs Exposure: 14-1/2" x 50" Net Free Area: 106 sq. in. 	Panel Size: 14-1/8" x 52-3/8" - 12.05 lbs Exposure: 12-1/4" x 49-1/2" Net Free Area: 106 sq. in. 	Panel Size: 14-1/8" x 52-1/8" - 12.70 lbs Exposure: 12-3/8" x 49-7/8" Net Free Area: 106 sq. in. 	Panel Size: 14-5/8" x 53" - 12.80 lbs Exposure: 12-5/8" x 51" Net Free Area: 106 sq. in. 					
HIP & RIDGE	✓	Tile Hip & Ridge 14-1/2" Exposure 1.1 lbs / piece 900 / 990 lbs / pallet 	Tile Hip & Ridge 14-1/2" Exposure 1.1 lbs / piece 900 / 990 lbs / pallet 	Shingle Hip & Ridge 25-3/4" Exposure 1.08 lbs / piece 460 / 497 lbs / pallet 	Shake Hip & Ridge 12-5/8" Exposure .85 lb / piece 900 / 765 lbs / pallet 	Shake Hip & Ridge 12-5/8" Exposure .85 lbs / piece 900 / 765 lbs / pallet 					
END CAP	✓	Tile End Cap .2 lbs / piece 50 / 10 lbs / bundle 	Tile End Cap .2 lbs / piece 50 / 10 lbs / bundle 	n/a	Shake End Cap .2 lbs / piece 50 / 10 lbs / bundle 	Shake End Cap .2 lbs / piece 50 / 10 lbs / bundle 					
HIP	✓	Use Villa Channel along both sides of hip Finish with Tile Hip & Ridge		Tile Hip & Ridge		Use XD <sup>®</sup> Channel along both sides of hip Finish with Shingle Hip & Ridge		Use XD <sup>®</sup> Channel along both sides of hip Finish with Shake Hip & Ridge		Shake Hip & Ridge	
RIDGE	✓	Villa Bird Stop - Ridge 5' Length (both sides of ridge, cover w/ Tile Hip & Ridge) 1.93 lbs / piece 300 / pallet / 579 lbs / pallet <b>DECRA Ridge Vent</b> 		Tile Hip & Ridge <b>DECRA Ridge Vent</b>		Shingle Hip & Ridge <b>DECRA Ridge Vent</b>		Shake Hip & Ridge <b>DECRA Ridge Vent</b>		Shake Hip & Ridge <b>DECRA Ridge Vent</b>	
EAVE FASCIA DETAIL OR STARTER	✓ all except Starter Pieces	Villa Bird Stop - Eave 5' Length 1.99 lbs / piece 300 / pallet 597 lbs / pallet 		3.5" or 5" Fascia Metal (Eave) Flashing 6'6" length 3.5" - 3.5 lbs / piece 300 pcs / 657lbs / pallet 5" - 3.11 lbs / piece 300 pcs / 933 lbs / pallet 		Starter Clip w/ Drip Edge 6'6" length 2.58 lbs / piece 120 pcs / 310 lbs / 1/2 pallet 240 pcs / 620 lbs / pallet 		Starter Clip w/ Drip Edge 6'6" length 2.58 lbs / piece 120 pcs / 310 lbs / 1/2 pallet 240 pcs / 620 lbs / pallet 		3.5" or 5" Fascia Metal (Eave) Flashing 6'6" length 3.5" - 3.5 lbs / piece 300 pcs / 657lbs / pallet 5" - 3.11 lbs / piece 300 pcs / 933 lbs / pallet 	
SHORT COURSE		Use batten		Use batten		Short Course Clip 6'6" length 2.04 lbs / piece 		Short Course Clip 6'6" length 2.04 lbs / piece 		Use batten	
ROOF-TO-WALL	✓ Side Flashing Only	Villa Channel 6'6" length 3.55 lbs / piece 150 pcs / 533 lbs / pallet 		Side Flashing 6'6" length 2.27 lbs / piece 150 pcs / pallet 340 lbs / pallet 		XD <sup>®</sup> Channel 6'6" length 3.55 lbs / piece 150 pcs / pallet 533 lbs / pallet (Side Flashing available) 		XD <sup>®</sup> Channel 6'6" length 3.55 lbs / piece 150 pcs / pallet 533 lbs / pallet (Side Flashing available) 		Side Flashing 6'6" length 2.27 lbs / piece 150 pcs / pallet 340 lbs / pallet 	
ROOF PENETRATIONS (PIPE OR VENTS)		Villa Underpan 1.9 lbs / piece 25 / bdl, 2 bdl / pallet 95 lbs / pallet  18-1/4" x 22"		Tile Underpan 1.95 lbs / piece 25 / bdl, 2 bdl / pallet 98 lbs / pallet  16-1/2" x 24"		Shingle/XD <sup>®</sup> Underpan 3.3 lbs / piece 25 / bdl, 2 bdl / pallet 165 lbs / pallet  24-3/4" x 30"		Shingle/XD <sup>®</sup> Underpan 3.3 lbs / piece 25 / bdl, 2 bdl / pallet 165 lbs / pallet  24-3/4" x 30"		Shake Underpan 1.8 lbs / piece 25 / bdl, 2 bdl / pallet 90 lbs / pallet  14-5/8" x 24"	
VALLEY	✓ Valley Cap Only	Villa Valley 6'6" Length 8.70 lbs / piece 100 / 870 lbs / pallet 		'W' Valley (brown paint)  'U' Valley (stone coated) 		XD <sup>®</sup> Valley & Cap 6'6" Length for both 11.15 lbs & 2.46 lbs / piece Valley 40 pcs / pallet / 446 lbs Cap 300 pcs / pallet / 738 lbs 		XD <sup>®</sup> Valley & Cap 6'6" Length for both 11.15 lbs & 2.46 lbs / piece Valley 40 pcs / pallet / 446 lbs Cap 300 pcs / pallet / 738 lbs 		'W' Valley (brown paint)  'U' Valley (stone coated) 	
RAKE/GABLE	✓ Hip & Ridge Rake/Gable Channel, only visible area	Villa Channel 6'6" length 3.55 lbs / piece 150 pcs / pallet 533 lbs / pallet  cover w/ Tile Hip & Ridge)		Use Tile Hip & Ridge		XD <sup>®</sup> Rake/Gable Channel 6'6" length 3.40 lbs / piece 120 / pallet 408 lbs / pallet 		XD <sup>®</sup> Rake/Gable Channel 6'6" length 3.40 lbs piece 120 / pallet 408 lbs / pallet 		Use Shake Hip & Ridge	
COLORS	✓	Amalfi Sand, Capri Clay, Pompeii Ash, Rustico Clay, Venetian Gold		Charcoal, Chestnut, Garnet, Granite Grey, Shadowood, Terracotta, Weathered Timber		Classic Cobblestone, Midnight Eclipse, Natural Slate, Old Hickory		Antique Chestnut, Pinnacle Grey		Charcoal, Chestnut, Granite Grey, Shadowood, Weathered Timber	
INSTALLED WEIGHT (APPROXIMATE)		160 lbs / square (100 sq. ft.)		150 lbs / square (100 sq. ft.)		150 lbs / square (100 sq. ft.)		150 lbs / square (100 sq. ft.)		150 lbs / square (100 sq. ft.)	

Additional items available:

**DECRA Debris Guard - XD**  
Use with Shake XD ad Shingle XD as needed along rakes and valleys  
(2 Rolls) 1-1/2" W x 3/4" H x 50' L - 3 lbs./ 36 pkgs / 108 lbs. per pallet

**DECRA Ridge Vent**  
(see venting calculator  
at [www.decra.com](http://www.decra.com))  
2-1/2" W x 1" H x 20' L (2) 20' rolls / 3.31 lbs /  
pkg 40 pkgs / 133 lbs / pallet

**Flat Sheet**  
16" x 54"  
(coordinate with panel color)  
5.60 lbs / piece -  
50 / bundle

**Side Flashing**  
6'6" length (coordinate with  
panel color) 2.27 lbs / piece -  
150 pcs / pallet 341 lbs / pallet

**Touch-Up Kit**  
(coordinate with panel color)  
5.53 lbs / each bag of stone chip & tube of sealant  
(touch up pipe/vent penetrations, transitions &  
panels)  
**5lb & 50lb bag of stone chip available separately**

**Fasteners (hidden)**  
**Corrosion Resistant Screws**  
#10 Hex (1/4" diameter) x 1-1/2" long  
2000 pcs / bag 16.65 lbs / box

**Fasteners (exposed)**  
**Color Coordinated Screws**  
(coordinate with panel color, see chart at  
[www.decra.com](http://www.decra.com)) #10 Hex (1/4" diameter) x  
1-1/2" long 500 pcs / bag (4 bags / box)  
16.70 lbs / box