

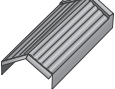





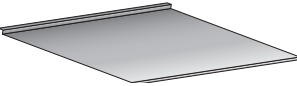




Project Name:

Date:

Description	Profile	Color	Calculations	Total
(A) DECRA Shingle Plus 20 panels per square; 14-1/2" exposure stone coated			Squares x 20 = Panels (8-12% waste factor)	
DECRA Shingle Plus Panel Vent			Ventilation Calculator available at www.decra.com	
(B) Shingle Plus Hip & Ridge As needed for hip, ridge & rake / gable stone coated	 14-1/2" exposure		Linear Feet x 12 ÷ Exposure = Pieces Needed	
Shingle Plus End Cap stone coated			As needed for closure at hip & rake/gable at eave	
DECRA Ridge Vent (2) 20' rolls / package	 (2) 2-1/2" W x 1" H x 20' L	n/a	Linear Feet Ridge ÷ 20 = Packages Needed Ventilation Calculator available at www.decra.com	
(C) 3.5" Fascia Metal (Eave) Flashing 5" Fascia Metal (Eave) Flashing stone coated	 6'6" Length		Linear Feet ÷ 6 = Pieces (Includes 6" overlap)	
DECRA High-Profile Debris Guard For use along rakes/gables, hips & valleys as needed	 (2) 1-1/2" W x 1" H x 50' L n	n/a	Linear Feet Rake/Gable ÷ 50 = Rolls Needed Linear Feet Hips/Valleys ÷ 50 (2) = Rolls Needed	
(D) Valley Metal "W" Style Valley 10' Galvanized	 Sourced locally	n/a	(When estimating allow for 6" overlap)	
(E) Underpan Panel Width x 24" (Use with Non-Lead Pipe Jacks) aluminum-zinc alloy coated steel		n/a	1 per Roof Penetration	
(F) Side Flashing Roof-to-Wall Counter Flashing stone coated	 6'6" Length		Linear Feet ÷ 6 = Pieces (Includes 6" overlap)	
Flat Sheet 16" x 54" stone coated				
1x2 and or 2x2 Wood Battens (Non-Treated)	Stacked 2x2s / 1x2s at hips and ridges as needed	n/a		
Color Coordinated Corrosion Resistant Screws* 1/4" Hex x 1-1/2"	500 pc / bag 4 bags / box		1 Bag Per 4 Squares**	
Panel Nails¹ 8d Super Black (full head)	#50 box 21° Strip 5000 nails	BLACK	1 box per 35-40 squares	
2x2 Wood Battens² (Non-Treated)	100 Linear Feet per Square	n/a		
1x4 Counter Battens²	60 Linear Feet per Square (Use when roofing "over" irregular existing materials)	n/a		
Touch Up Kit	Bag of stone chip & bottle of acrylic base coat (Use to touch up pipe or vent penetrations, transitions, and panels)			

¹ If nails are used in lieu of screws for panel fastening, source locally; ² Battens and counter-battens use 16d common nails.

Available Colors: Classic Cobblestone, Midnight Eclipse, Natural Slate, Old Hickory, Woodland Green

***CONSULT LOCAL BUILDING CODES. **HIGH WIND AREAS REQUIRE ADDITIONAL FASTENERS. COPPER AND LEAD ACCESSORIES ARE NOT TO BE USED DUE TO DISSIMILAR METAL REACTION.**
This estimate is provided in good faith and should not be assumed to reflect the exact components required to roof this plan. DECRA Roofing Systems will not be held liable for the accuracy of this estimate.

For Installation Questions Call DECRA Roofing Systems at 800-258-9740.

(A) Field Panels
(8-12% waste)
DECRA Shingle Plus
20 panels per square

(B) Hip & Ridge (hip, ridge, rake/gable)
Shingle Plus Hip & Ridge
14-1/2" exposure

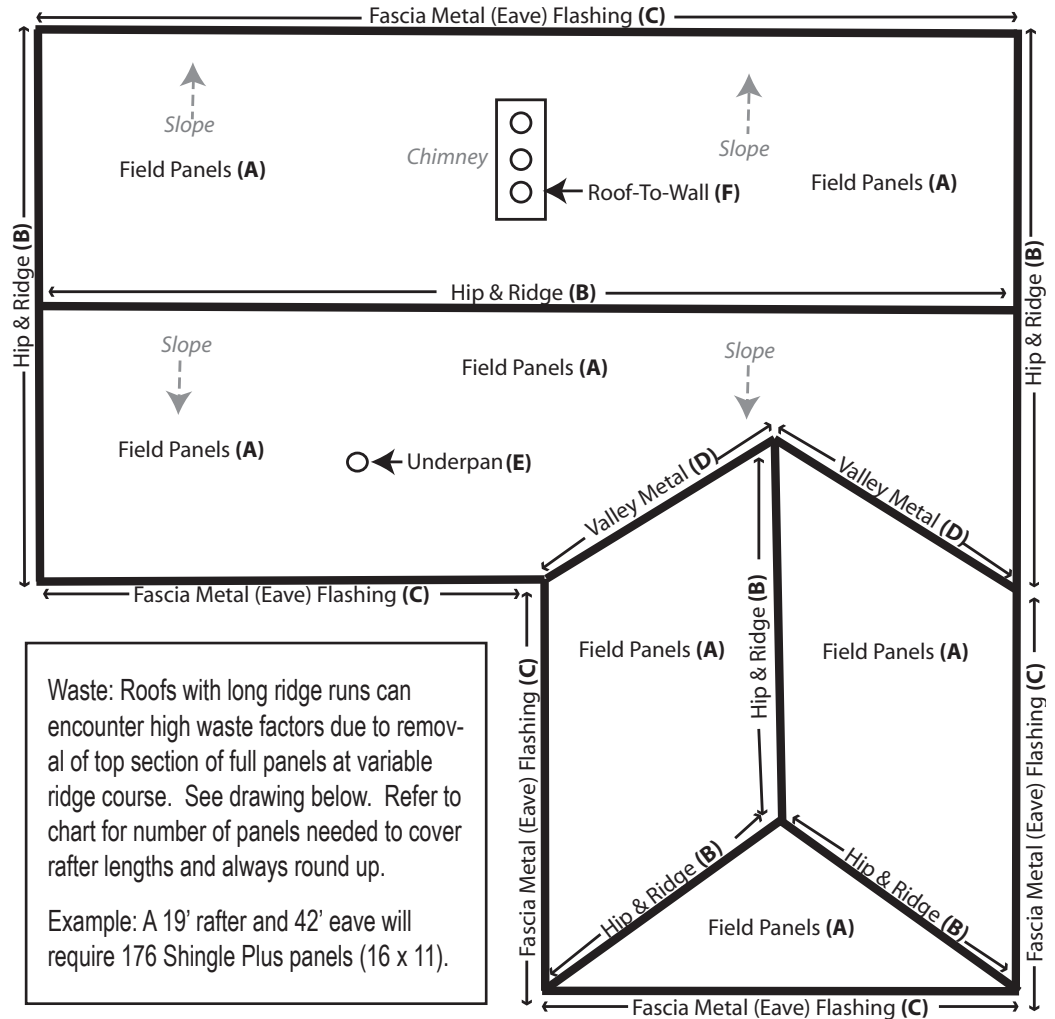
(C) Fascia Metal (Eave) Flashing
3.5" vertical face (tear-off or new)
5" vertical face (roof over)

(D) Valley Metal, 10' lengths
Minimum 7-1/2" wide and
1-1/2" upturn at edge

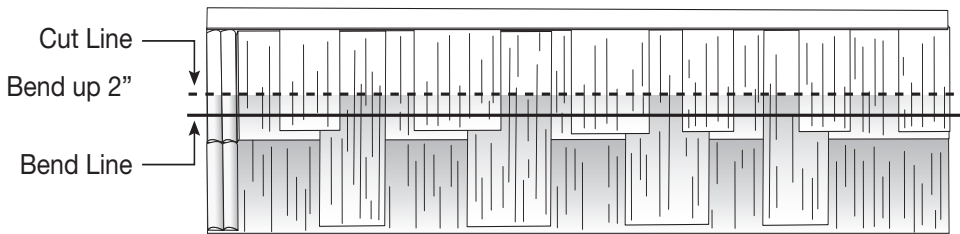


(E) Underpan
Use with non-lead pipe jacks

(F) Side Flashing
4" Face, "Z" Bar counter flashing



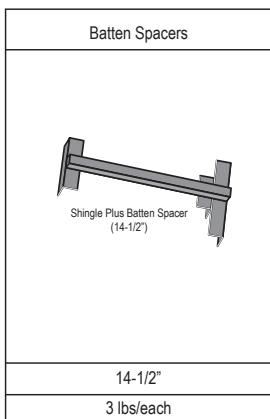
Cutting & Bending Ridge Panels



Shingle Plus Panels Needed

Rafter Length		Eave Length
1' 2"	1	4' 2"
2' 4.5"	2	8' 4"
3' 7"	3	12' 6"
4' 9.5"	4	16' 8"
6'	5	20' 10"
7' 2.5"	6	25'
8' 5"	7	29' 2"
9' 7.5"	8	33' 4"
10' 10"	9	37' 6"
12'	10	41' 8"
13' 3"	11	45' 10"
14' 5.5"	12	50'
15' 8"	13	54' 2"
16' 10.5"	14	58' 4"
18'	15	62' 6"
19' 3.5"	16	66' 8"
20' 6"	17	70' 10"
21' 8.5"	18	75'
22' 11"	19	79' 2"
24' 1.5"	20	83' 4"

Use as guide only



- ✓ Tin Snips
- ✓ Nail Gun
- ✓ Screw Gun
- ✓ Galvanized Pipe Jacks (No Lead)
- ✓ Batten Fasteners (16d Nails or 3-1/2" Screws)
- ✓ Tape Measure
- ✓ Circular Saw
- ✓ Roofing Grade Sealant/Adhesive
- ✓ Touch-Up Kits
- ✓ Observe Local Code Requirements