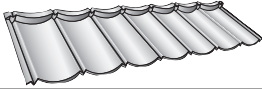









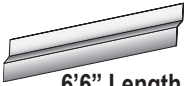



Project Name:

Date:

Description	Profile	Color	Calculations	Total
(A) DECRA Tile 20 panels per square 14-1/2" exposure - min pitch 3:12			Squares x 20 = Panels (8-12% Waste Factor)	
(A) DECRA Shake 22.4 panels per square 12-5/8" exposure - min pitch 3:12			Squares x 22.4 = Panels (8-12% Waste Factor)	
DECRA Tile Panel Vent			Ventilation Calculator available at www.decra.com	
DECRA Shake Panel Vent			Ventilation Calculator available at www.decra.com	
(B) ① Tile Hip & Ridge ② Shake Hip & Ridge	 ① 14-1/2" exposure ② 12-5/8" exposure		Linear Feet x 12 ÷ Exposure = Pieces Needed As needed for hip, ridge & rake/gable	
Tile End Cap Shake End Cap	 Tile Shake		As needed for closure at hip, ridge & rake/ gable at eave	
DECRA Ridge Vent (2) 20' rolls / package	 (2) 2-1/2" W x 1" H x 20' L		Linear Feet Ridge ÷ 20 (2) = Rolls Needed Ventilation Calculator available at www.decra.com	
(C) 3.5" Fascia Metal (Eave) Flashing 5" Fascia Metal (Eave) Flashing 6'6" Length			Linear Feet ÷ 6 = Pieces Needed (Includes 6" Overlap)	
(D) Valley Metal "W" Style Valley 10' Galvanized	 Sourced locally	n/a	(When estimating allow for 6" overlap)	
(E) Underpan Tile 16-1/2" x 24" Shake 14-5/8" x 24" (Use with Non-Lead Pipe Jacks)	 Tile Shake	n/a	1 per Roof Penetration	
(F) Side Flashing Roof-to-Wall Counter Flashing	 6'6" Length		Linear Feet ÷ 6 = Pieces Needed (Includes 6" Overlap)	
Flat Sheet 16" x 54"				
Color Coordinated Corrosion¹ Resistant Screws* #9 Hex (1/4" diameter) x 1-1/2" long	500 pc / bag 4 bags / box		1 Bag Per 4 Squares	
2x2 Timber Battens² (Non-Treated)	100 Linear Feet per Square on Tile 110 Linear Feet per Square on Shake	n/a		
1x4 Counter Battens²	60 Linear Feet per Square (Use when roofing "over" irregular existing materials to level the deck)	n/a		
Touch-Up Kit or 5 lb. Bag of Chip Use at penetrations, transitions & panels	Bag of stone chip & bottle of acrylic base coat or 5 lb. Bag of Chip			

¹If nails are used in lieu of screws for panel fastening, use black 8d corrosion resistant box nails, full head, sourced locally.

²Battens and counterbattens use 16d common nails.

Colors: (Tile) Charcoal, Chestnut, Garnet, Granite Grey, Sea Green, Shadowood, Terracotta, Weathered Timber
(Shake) Charcoal, Chestnut, Granite Grey, Sea Green, Shadowood, Weathered Timber

*CONSULT LOCAL BUILDING CODES. **HIGH WIND AREAS REQUIRE ADDITIONAL FASTENERS. COPPER AND LEAD ACCESSORIES ARE NOT TO BE USED DUE TO DISSIMILAR METAL REACTION.
This estimate is provided in good faith and should not be assumed to reflect the exact components required to roof this plan. DECRA Roofing Systems will not be held liable for the accuracy of this estimate.

www.decra.com

- (A) Field Panels**
(8-12% waste)
DECRA Tile
20 panels per square
DECRA Shake
22.4 panels per square

- (B) Hip & Ridge (hip, ridge, rake/gable)**
Tile Hip & Ridge (barrels)
14-1/2" exposure
Shake Hip & Ridge
12-5/8" exposure

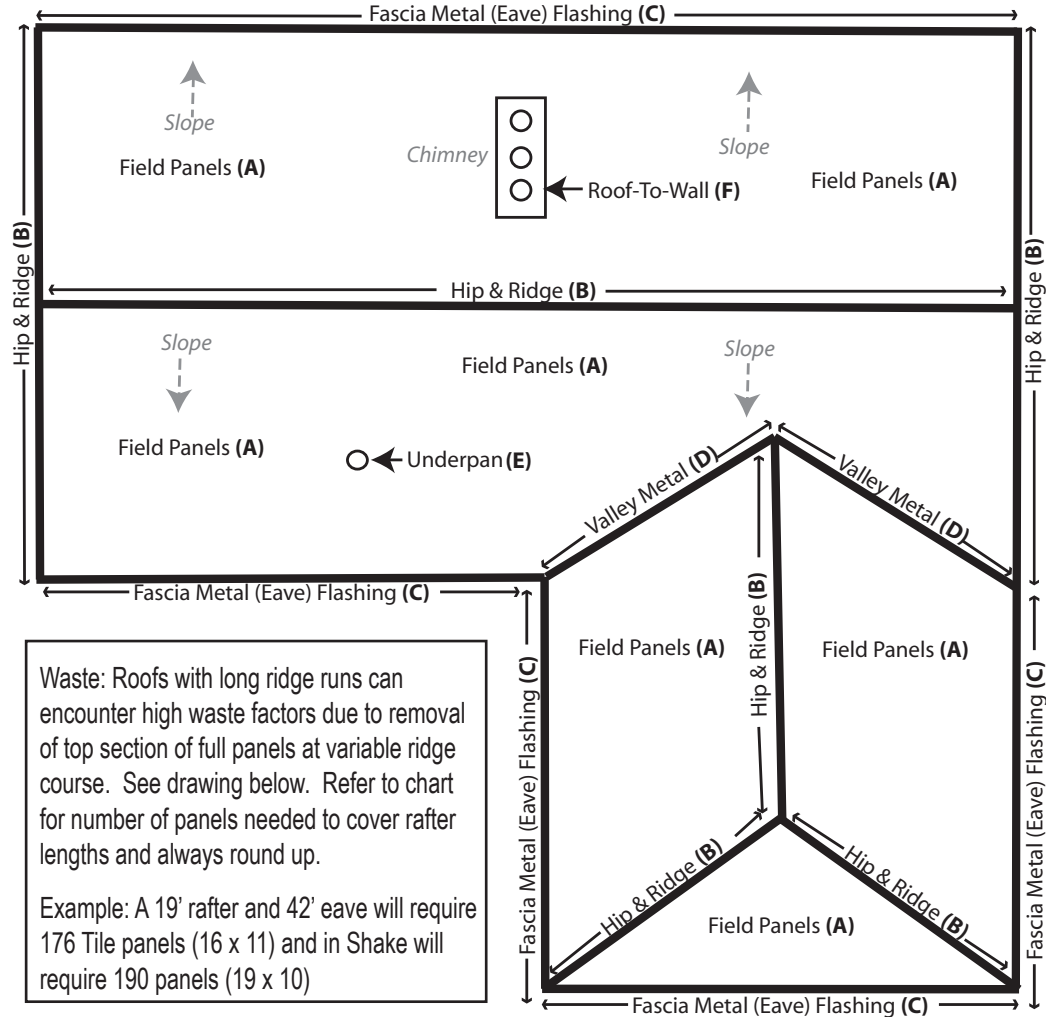
- (C) Fascia Metal (Eave) Flashing**
3.5" vertical face (tear-off or new)
5" vertical face (roof over)

- (D) Valley Metal, 10' lengths**
Minimum 7-1/2" wide and
1-1/2" upturn at edge



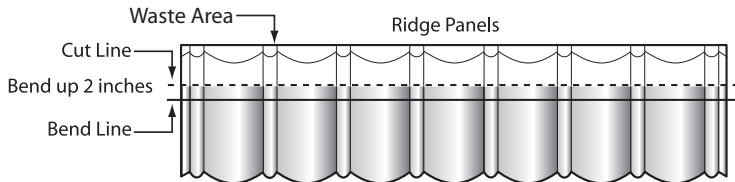
- (E) Underpan**
Use with non-lead pipe jacks
Tile 16-1/2" x 24"
Shake 14-5/8" x 24"

- (F) Side Flashing**
4" Face, "Z" Bar counter flashing



Waste: Roofs with long ridge runs can encounter high waste factors due to removal of top section of full panels at variable ridge course. See drawing below. Refer to chart for number of panels needed to cover rafter lengths and always round up.

Example: A 19' rafter and 42' eave will require 176 Tile panels (16 x 11) and in Shake will require 190 panels (19 x 10)



- ✓ Tin Snips
- ✓ Tape Measure
- ✓ Nail Gun
- ✓ Circular Saw
- ✓ Screw Gun
- ✓ Roofing Grade Sealant/Adhesive
- ✓ Galvanized Pipe Jacks (No Lead)
- ✓ Touch-Up Kits
- ✓ Batten Fasteners (16d Nails or 3-1/2" Screws)
- ✓ Observe Local Code Requirements

Panels Needed					
Tile		Shake			
Rafter Length	Eave Length	Rafter Length	Eave Length		
1' 2"	1	4' 2"	12.5"	1	4' 3"
2' 4.5"	2	8' 4"	2' 1"	2	8' 6"
3' 7"	3	12' 6"	3' 1.75"	3	12' 9"
4' 9.5"	4	16' 8"	4' 2.25"	4	17'
6'	5	20' 10"	5' 3"	5	21' 3"
7' 2.5"	6	25'	6' 3.5"	6	25' 6"
8' 5"	7	29' 2"	7' 4"	7	29' 9"
9' 7.5"	8	33' 4"	8' 4.75"	8	34'
10' 10"	9	37' 6"	9' 5.5"	9	38' 3"
12'	10	41' 8"	10' 6"	10	42' 6"
13' 3"	11	45' 10"	11' 6"	11	46' 9"
14' 5.5"	12	50'	12' 7.25"	12	51'
15' 8"	13	54' 2"	13' 8"	13	55' 3"
16' 10.5"	14	58' 4"	14' 8.5"	14	59' 6"
18'	15	62' 6"	15' 9"	15	63' 9"
19' 3.5"	16	66' 8"	16' 9.75"	16	68'
20' 6"	17	70' 10"	17' 10.5"	17	72' 3"
21' 8.5"	18	75'	18' 11"	18	76' 6"
22' 11"	19	79' 2"	19' 11.75"	19	80' 9"
24' 1.5"	20	83' 4"	21'	20	85'

Use as guide only

For Installation Questions Call
DECRA Roofing Systems at 800-258-9740

Cutter	DECRA Bender	Batten Spacers
Tile & Shake	Tile & Shake	14-1/2" or 12-5/8"
Weight 75 lbs	Weight 150 lbs	3 lbs/each